



PICTURE YOUR ENTIRE DATA WORLD — Then we'll help make it better

Want to see “the big picture” of your agency’s information systems? As a part of ESP Solutions Group’s Data Governance and Enterprise Architecture services, we offer a comprehensive data and technology map called **ISInsight™**. **ISInsight** is used to map out your entire information ecosystem and the movement of data between systems, so that anyone in your agency can see the big picture at any time. An **ISInsight** of the agency’s current architecture is essential for proper maintenance, upgrades, and planning for a new data system. In addition to analyzing the agency’s current data systems, ESP provides consulting services to analyze the current-view in order to develop a recommended architecture for the agency. A sample **ISInsight** recommended architecture is on the back.

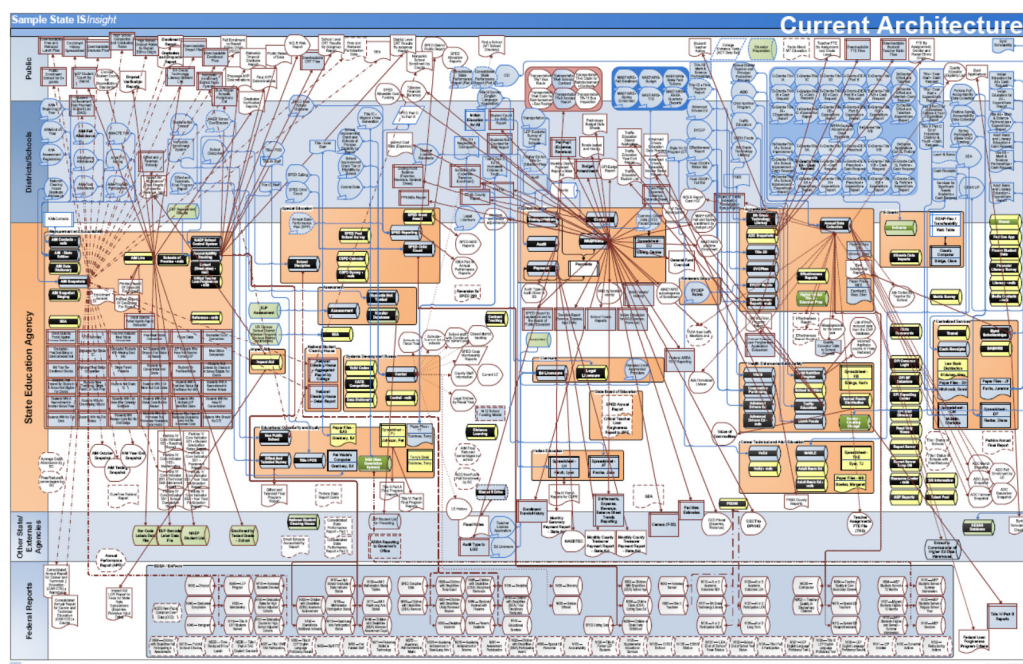
ESP’s experts in information systems architecture work closely with your agency’s technology staff, designated data providers, and users to document current information systems. We leverage our protocols/templates used with other education agencies to ensure both official and “stealth” systems, those running under the radar, are documented along with their data contents and usage.

Use our **ISInsight™** map to
analyze your agency’s current
technology infrastructure and to
prepare future technology plans.

HOW IT WORKS

ESP focuses on the overall documentation of current information systems, including:

- **High-level depiction of all identified information systems and data repositories**
 - Administrative level and program office
 - Data sharing and alignment
 - Data entry and access
- **Profiles of key components**
 - Data collection processes
 - Data repositories
 - Reports/data submissions
- **EDFacts focus**
 - >100 submissions mapped to source files



ESP will conduct one or more sessions with agency staff to identify current data collections, data stores, outputs, and their relationships. Documentation is completed in an easy-to-use Microsoft Excel template. As a follow-up to these activities, ESP will arrange review and feedback sessions to clarify issues and make edits. From these activities, the agency is provided with the **ISInsight** files in Excel, Visio, and PDF formats, thus providing the agency ownership for further updates.

WHY ESP?

ESP Solutions Group specializes in improving the quality of education data. We are strictly focused on the needs assessment, requirements development, and successful implementation of P20W data systems. Our team has advised many local school systems, all 52 state-level education agencies, and the U.S. Department of Education on the practice of P20W data management. We are nationally recognized as leading experts in understanding the data and technology implications of state reporting, the No Child Left Behind Act (NCLB), Education Data Exchange Network (EDEN/EDFacts), and Schools Interoperability Framework (SIF), the Common Education Data Standards (CEDS), and EDFacts Shared State Solution (ES3).

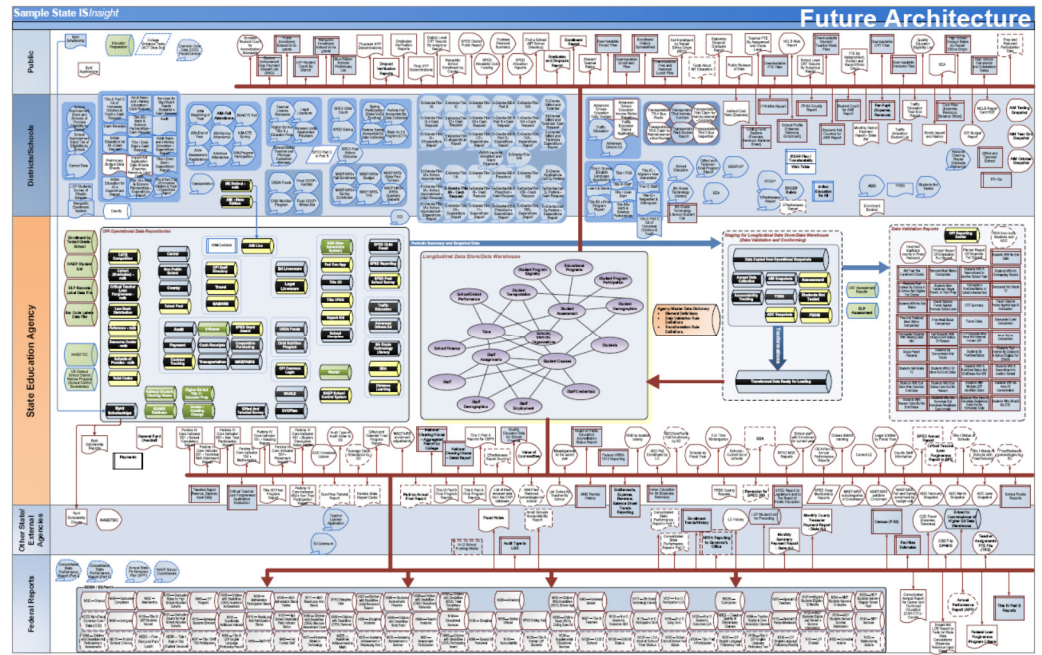


As a service, ESP's experts in information systems architecture work closely with the agency's data governance teams, technology staff, designated data providers, and data users to design and implement a new module within the agency's current system or a replacement for the current data system. ESP brings extensive experience from working with multiple states in the data collection, warehousing, and generation of EDEN/EDFacts submission files. In addition, ESP has designed and implemented K-12, P-20, and PK-Workforce longitudinal data systems tailored to several states.

PRICING

ESP will meet with agency stakeholders at no charge to determine the best fit, scope, and price of the project. An ISInsight project can be undertaken independently, yet ESP's recommendation is that an ISInsight project be done in conjunction with an overall Data Governance and Enterprise Architecture services and/or a DataSpecs metadata inventory. Data collected to create the ISInsight diagram can be seamlessly loaded into DataSpecs as the high-level entries for data collections, repositories, and reports or data outputs. This joint process allows an education agency to cross reference, verify, and ensure the documentation of data sources, processes, and outputs, and their relationships. The diagram below illustrates the relationship between ISInsight and DataSpecs.

Example of a Recommended Architecture ISInsight Designed from the "Before" Diagram on the Front



DataSpecs® and ISInsight™

Designed to Share Data

DataSpecs®



ESP's Web Application

DataSpecs is preloaded with metadata reports in the following areas:

- Collections (0*)
- File Specs (4*)
- Collection Excel (3*)
- Repositories (4*)
- Tables (1*)
- Outputs/Reports (2*)
- Elements (7*)
- Option Sets (1*)
- Office (1*)
- People (1*)
- Glossary (1*)
- NICES Mapping (1*)
- EDEN/EDFacts Map and Gap (4*)

* Number of reports in each area

More reports are added as needed.

EDFacts Map and Gap Analysis

ESP Solutions Group

DataSpecs™

Version 1.0.0.0

Copyright © 2011

ESP Solutions Group

ESP Solutions Group

ESP Solutions Group

ESP Solutions Group

ESP Solutions Group

ESP Solutions Group

ESP Solutions Group

ESP Solutions Group

ESP Solutions Group

ESP Solutions Group

ESP Solutions Group

ESP Solutions Group

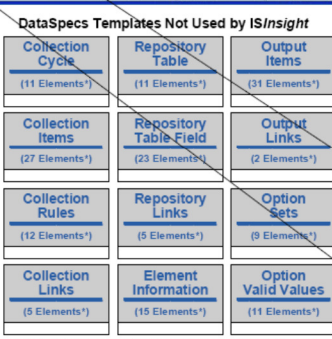
ESP Solutions Group

ESP Solutions Group

ESP Solutions Group

ESP Solutions Group

ESP Solutions Group

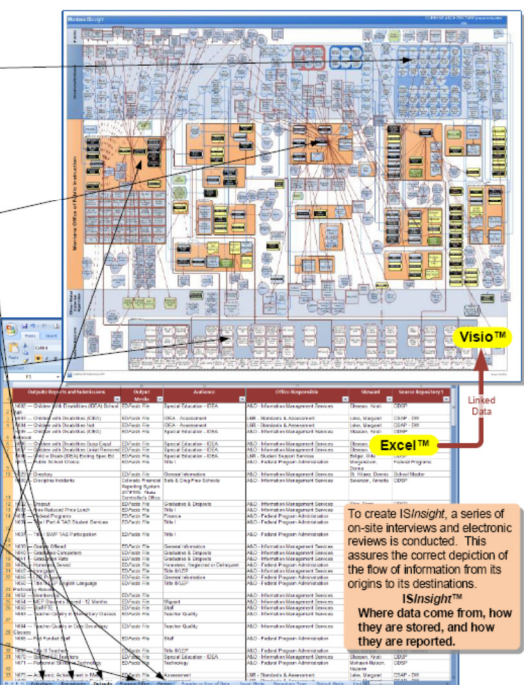


* Only DataSpecs template elements used by ISInsight are listed.

DataSpecs Templates Used by ISInsight

- Collections** (37 Elements**)
 - Name
 - Media
 - Source
 - Outsourced?
 - Office Responsible
 - Content Steward
 - Data Manager
 - Repository(s)
- Repositories** (14 Elements**)
 - Name
 - Repository Type
 - Source
 - Outsourced?
 - Office Responsible
 - Steward
 - Collection(s)
 - Output(s)
- Outputs** (36 Elements**)
 - Name
 - Target Audience
 - Outsourced?
 - Office Responsible
 - Content Steward
 - Data Manager
 - Repository(s)
- Persons** (6 Elements**)
 - Name
 - First Name
 - Office
- Offices** (3 Elements**)
 - Office
 - Phone
 - Office Acronym

ISInsight™



To create ISInsight, a series of on-site interviews and electronic reviews is conducted. This assures the correct depiction of the flow of information from its origins to its destinations. ISInsight™ Where data come from, how they are stored, and how they are reported.